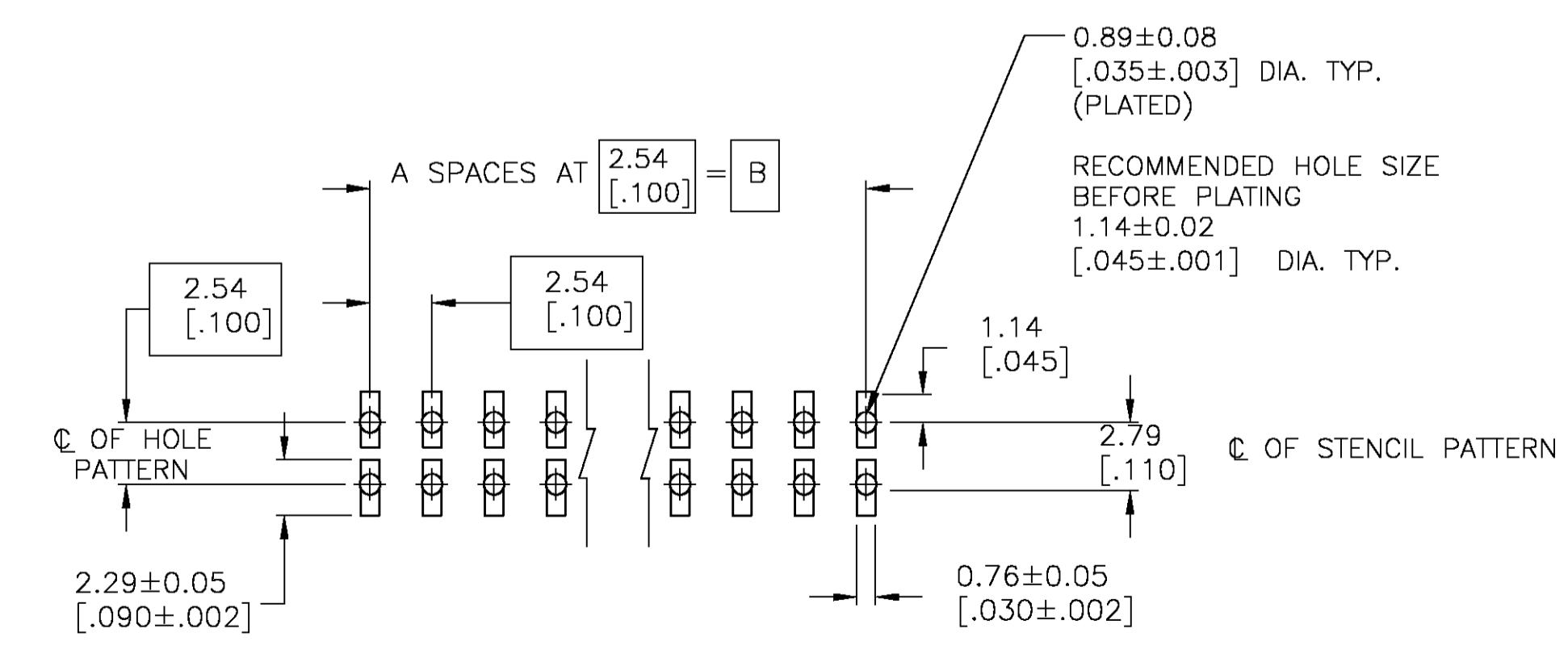
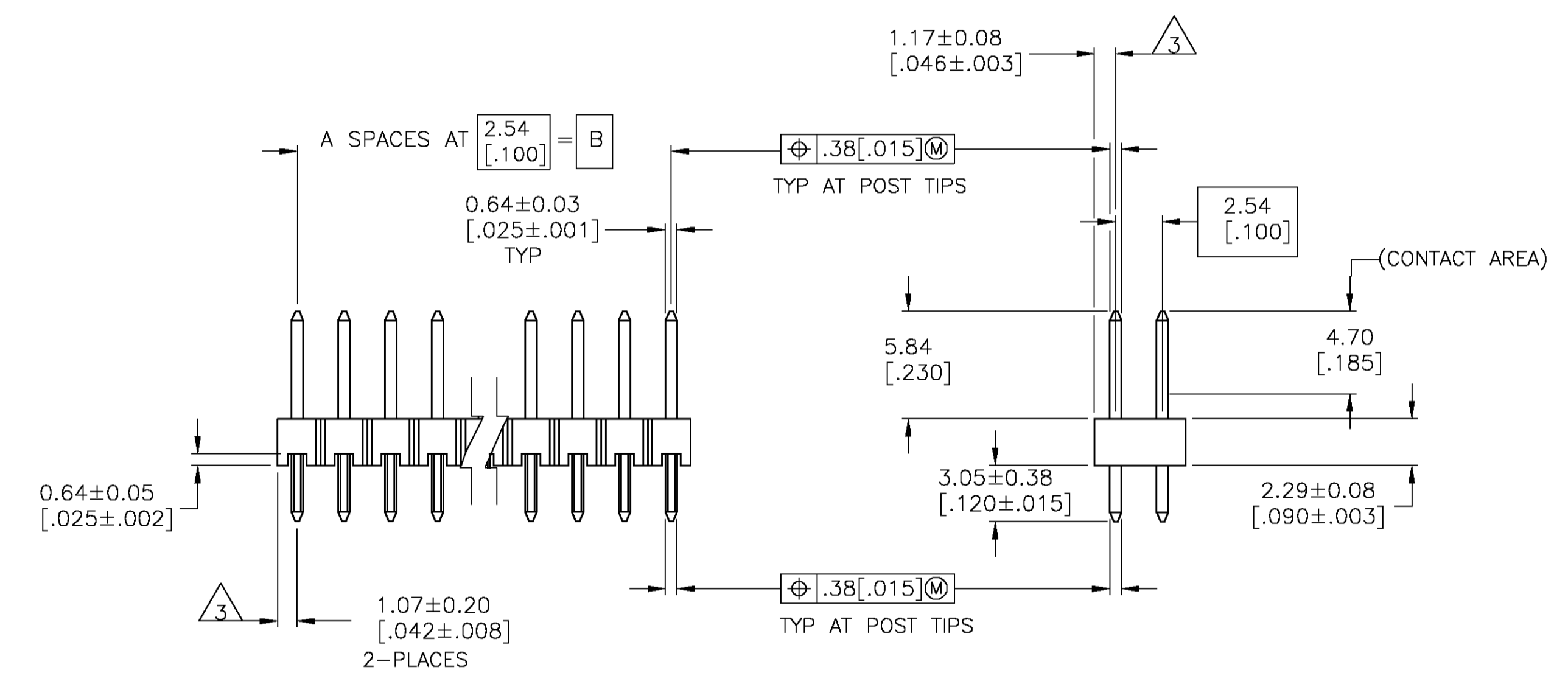
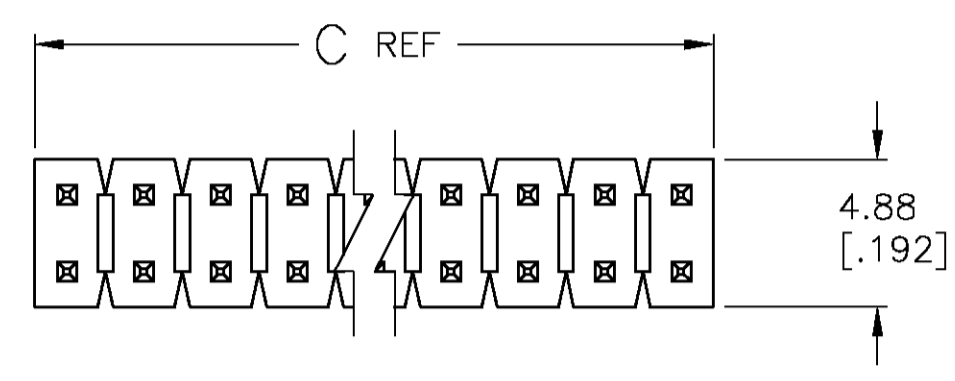


- ASSEMBLY MAY BE BROKEN TO THE DESIRED NUMBER OF POSITIONS
- TRUE POSITION TOLERANCE OF THE POST TIPS APPLIES WHEN THE HEADER IS HELD FLAT AGAINST THE PRINTED CIRCUIT BOARD
- THE NOTED DIMENSIONS APPLY AT THE INTERSECTION OF THE POST AND HOUSING
- PLATING: 0.000127 [.000005] GOLD ON CONTACT AREA, .00254-0.00508 [.000100-.000200] MATTE TIN-LEAD ON SOLDER TAIL, ALL OVER 0.00127 [.000050] NICKEL.
- HOUSING: LCP, COLOR-BLACK. POST: PHOSPHOR BRONZE
- PLATING: 0.000127 [.000005] GOLD ON CONTACT AREA, .00254-0.00508 [.000100-.000200] MATTE TIN ON SOLDER TAIL, ALL OVER 0.00127 [.000050] NICKEL.



RECOMMENDED PC BOARD MOUNTING DIMENSIONS FOR .063 [1.60] THICK PC BOARD AND .012 [3.05] STENCIL THICK

| PLATING | C | B | A | NO. OF POSITIONS | PART NUMBER |
|---------|----------------|---------------|----|------------------|-------------|
| 6 | 101.19 [3.984] | 99.06 [3.900] | 39 | 80 | 9-146255-0 |
| 6 | 98.65 [3.884] | 96.52 [3.800] | 38 | 78 | 8-146255-9 |
| 6 | 96.11 [3.784] | 93.98 [3.700] | 37 | 76 | 8-146255-8 |
| 6 | 93.57 [3.684] | 91.44 [3.600] | 36 | 74 | 8-146255-7 |
| 6 | 91.03 [3.584] | 88.90 [3.500] | 35 | 72 | 8-146255-6 |
| 6 | 88.49 [3.484] | 86.36 [3.400] | 34 | 70 | 8-146255-5 |
| 6 | 85.95 [3.384] | 83.82 [3.300] | 33 | 68 | 8-146255-4 |
| 6 | 83.41 [3.284] | 81.28 [3.200] | 32 | 66 | 8-146255-3 |
| 6 | 80.87 [3.184] | 78.74 [3.100] | 31 | 64 | 8-146255-2 |
| 6 | 78.33 [3.084] | 76.20 [3.000] | 30 | 62 | 8-146255-1 |
| 6 | 75.79 [2.984] | 73.66 [2.900] | 29 | 60 | 8-146255-0 |
| 6 | 73.25 [2.884] | 71.12 [2.800] | 28 | 58 | 7-146255-9 |
| 6 | 70.71 [2.784] | 68.58 [2.700] | 27 | 56 | 7-146255-8 |
| 6 | 68.17 [2.684] | 66.04 [2.600] | 26 | 54 | 7-146255-7 |
| 6 | 65.63 [2.584] | 63.5 [2.500] | 25 | 52 | 7-146255-6 |
| 6 | 63.09 [2.484] | 60.96 [2.400] | 24 | 50 | 7-146255-5 |
| 6 | 60.55 [2.384] | 58.42 [2.300] | 23 | 48 | 7-146255-4 |
| 6 | 58.01 [2.284] | 55.88 [2.200] | 22 | 46 | 7-146255-3 |
| 6 | 55.47 [2.184] | 53.34 [2.100] | 21 | 44 | 7-146255-2 |
| 6 | 52.93 [2.084] | 50.80 [2.000] | 20 | 42 | 7-146255-1 |
| 6 | 50.39 [1.984] | 48.26 [1.900] | 19 | 40 | 7-146255-0 |
| 6 | 47.85 [1.884] | 45.72 [1.800] | 18 | 38 | 6-146255-9 |
| 6 | 45.31 [1.784] | 43.18 [1.700] | 17 | 36 | 6-146255-8 |
| 6 | 42.77 [1.684] | 40.64 [1.600] | 16 | 34 | 6-146255-7 |
| 6 | 40.23 [1.584] | 38.10 [1.500] | 15 | 32 | 6-146255-6 |
| 6 | 37.69 [1.484] | 35.56 [1.400] | 14 | 30 | 6-146255-5 |
| 6 | 35.15 [1.384] | 33.02 [1.300] | 13 | 28 | 6-146255-4 |
| 6 | 32.61 [1.284] | 30.48 [1.200] | 12 | 26 | 6-146255-3 |
| 6 | 30.07 [1.184] | 27.94 [1.100] | 11 | 24 | 6-146255-2 |
| 6 | 27.53 [1.084] | 25.40 [1.000] | 10 | 22 | 6-146255-1 |
| 6 | 24.99 [.984] | 22.86 [.900] | 9 | 20 | 6-146255-0 |
| 6 | 22.45 [.884] | 20.32 [.800] | 8 | 18 | 5-146255-9 |
| 6 | 19.91 [.784] | 17.78 [.700] | 7 | 16 | 5-146255-8 |
| 6 | 17.37 [.684] | 15.24 [.600] | 6 | 14 | 5-146255-7 |
| 6 | 14.83 [.584] | 12.70 [.500] | 5 | 12 | 5-146255-6 |
| 6 | 12.29 [.484] | 10.16 [.400] | 4 | 10 | 5-146255-5 |
| 6 | 9.75 [.384] | 7.62 [.300] | 3 | 8 | 5-146255-4 |
| 6 | 7.21 [.284] | 5.08 [.200] | 2 | 6 | 5-146255-3 |
| 6 | 4.67 [.184] | 2.54 [.100] | 1 | 4 | 5-146255-2 |
| 6 | 2.13 [.084] | - [-] | 0 | 2 | 5-146255-1 |

| PLATING | C | B | A | NO. OF POSITIONS | PART NUMBER |
|---------|----------------|---------------|----|------------------|-------------|
| 4 | 101.19 [3.984] | 99.06 [3.900] | 39 | 80 | 4-146255-0 |
| 4 | 98.65 [3.884] | 96.52 [3.800] | 38 | 78 | 3-146255-9 |
| 4 | 96.11 [3.784] | 93.98 [3.700] | 37 | 76 | 3-146255-8 |
| 4 | 93.57 [3.684] | 91.44 [3.600] | 36 | 74 | 3-146255-7 |
| 4 | 91.03 [3.584] | 88.90 [3.500] | 35 | 72 | 3-146255-6 |
| 4 | 88.49 [3.484] | 86.36 [3.400] | 34 | 70 | 3-146255-5 |
| 4 | 85.95 [3.384] | 83.82 [3.300] | 33 | 68 | 3-146255-4 |
| 4 | 83.41 [3.284] | 81.28 [3.200] | 32 | 66 | 3-146255-3 |
| 4 | 80.87 [3.184] | 78.74 [3.100] | 31 | 64 | 3-146255-2 |
| 4 | 78.33 [3.084] | 76.20 [3.000] | 30 | 62 | 3-146255-1 |
| 4 | 75.79 [2.984] | 73.66 [2.900] | 29 | 60 | 3-146255-0 |
| 4 | 73.25 [2.884] | 71.12 [2.800] | 28 | 58 | 2-146255-9 |
| 4 | 70.71 [2.784] | 68.58 [2.700] | 27 | 56 | 2-146255-8 |
| 4 | 68.17 [2.684] | 66.04 [2.600] | 26 | 54 | 2-146255-7 |
| 4 | 65.63 [2.584] | 63.5 [2.500] | 25 | 52 | 2-146255-6 |
| 4 | 63.09 [2.484] | 60.96 [2.400] | 24 | 50 | 2-146255-5 |
| 4 | 60.55 [2.384] | 58.42 [2.300] | 23 | 48 | 2-146255-4 |
| 4 | 58.01 [2.284] | 55.88 [2.200] | 22 | 46 | 2-146255-3 |
| 4 | 55.47 [2.184] | 53.34 [2.100] | 21 | 44 | 2-146255-2 |
| 4 | 52.93 [2.084] | 50.80 [2.000] | 20 | 42 | 2-146255-1 |
| 4 | 50.39 [1.984] | 48.26 [1.900] | 19 | 40 | 2-146255-0 |
| 4 | 47.85 [1.884] | 45.72 [1.800] | 18 | 38 | 1-146255-9 |
| 4 | 45.31 [1.784] | 43.18 [1.700] | 17 | 36 | 1-146255-8 |
| 4 | 42.77 [1.684] | 40.64 [1.600] | 16 | 34 | 1-146255-7 |
| 4 | 40.23 [1.584] | 38.10 [1.500] | 15 | 32 | 1-146255-6 |
| 4 | 37.69 [1.484] | 35.56 [1.400] | 14 | 30 | 1-146255-5 |
| 4 | 35.15 [1.384] | 33.02 [1.300] | 13 | 28 | 1-146255-4 |
| 4 | 32.61 [1.284] | 30.48 [1.200] | 12 | 26 | 1-146255-3 |
| 4 | 30.07 [1.184] | 27.94 [1.100] | 11 | 24 | 1-146255-2 |
| 4 | 27.53 [1.084] | 25.40 [1.000] | 10 | 22 | 1-146255-1 |
| 4 | 24.99 [.984] | 22.86 [.900] | 9 | 20 | 1-146255-0 |
| 4 | 22.45 [.884] | 20.32 [.800] | 8 | 18 | 146255-9 |
| 4 | 19.91 [.784] | 17.78 [.700] | 7 | 16 | 146255-8 |
| 4 | 17.37 [.684] | 15.24 [.600] | 6 | 14 | 146255-7 |
| 4 | 14.83 [.584] | 12.70 [.500] | 5 | 12 | 146255-6 |
| 4 | 12.29 [.484] | 10.16 [.400] | 4 | 10 | 146255-5 |
| 4 | 9.75 [.384] | 7.62 [.300] | 3 | 8 | 146255-4 |
| 4 | 7.21 [.284] | 5.08 [.200] | 2 | 6 | 146255-3 |
| 4 | 4.67 [.184] | 2.54 [.100] | 1 | 4 | 146255-2 |
| 4 | 2.13 [.084] | - [-] | 0 | 2 | 146255-1 |

THIS DRAWING IS A CONTROLLED DOCUMENT. DATE: 5/8/95
 DIMENSIONS: mm [INCHES]
 TOLERANCES UNLESS OTHERWISE SPECIFIED:
 0 PLC ± -
 1 PLC ± -
 2 PLC ± 0.51[.02]
 3 PLC ± 0.127[.005]
 4 PLC ± 0.0127[.0005]
 ANGLES -
 FINISH -
 MATERIAL: SEE TABLE
 THIS DRAWING IS A CONTROLLED DOCUMENT. DATE: 5/8/95
 DWG: T. HOFFMAN
 CHK: G. DUBNICZKI
 APPR: G. DUBNICZKI
 NAME: G. DUBNICZKI
 DATE: 10/24/95
 PRODUCT SPEC: -
 APPLICATION SPEC: -
 WEIGHT: -
 CUSTOMER DRAWING: -
 Tyco Electronics Corporation
 Harrisburg, Pa 17105-3608
 HEADER ASSEMBLY, MOD II, BREAKAWAY, DOUBLE ROW, VERTICAL, HIGH TEMPERATURE
 SIZE: A1
 CAGE CODE: 00779
 DRAWING NO: 146255
 SCALE: 4:1
 SHEET: 1 OF 1
 REV: F